



SCS
Swiss Chemical
Society

SCS Fall Meeting 2020

Online Conference, August 25, 2020, 08.30-18.30h (CET / GMT +2)

Information for Virtual Poster Presenters

SCS Fall Meeting Program, Talks

<https://fm20.chemistrycongresses.ch/en/program/program-overview>

Link to all Abstracts (and the videos of Virtual Poster presenters)

<https://fm20.chemistrycongresses.ch/en/program/abstract-catalogue/abstracts>

Adjust the dropdowns to focus on a specific session and/or a presentation type.

Abstracts are visible for registered participants only (login first).

Virtual Posters

As a poster presenter you are asked to prepare 3 to 5 slides instead of a traditional poster and present them in a short video:

- The first slide should provide basic information about the project such as title, presenter and affiliation as well as an introduction explaining the challenge.
- In the middle part of the presentation you should explain the approach and present your results.
- On the last slide you should show the conclusion.
- For an example on how to create a virtual "poster video" please watch our instruction.

Record and upload your Video


1) Record your video

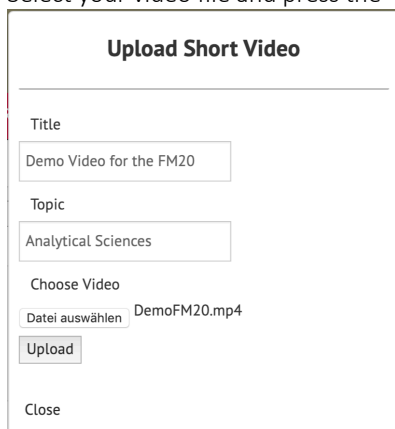
One (of many options) is to record your presentation with the Zoom App. Repeat the presentation until you are happy with the result. If you like, you can edit and enrich the video with e.g. music, special effects, intro and end titles, using a video editing software. However, post-editing is not necessary.

> See also "Speaker best practices for online presentations".

Please make sure that your video is no longer than 3min.

2) Upload your video

- a) Login to your profile on <https://fm20.chemistrycongresses.ch/en/myprofile-ast>
- b) Go to Menu > *Abstracts* > *My Abstracts*
- c) Click on the Video Upload Icon: 
- d) Title and Topic are taken from your abstract. There should be no reason to adjust this information.
- e) Select your video file and press the 'Upload' button



Upload Short Video

Title
Demo Video for the FM20

Topic
Analytical Sciences

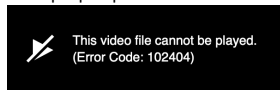
Choose Video
Datei auswählen DemoFM20.mp4

Upload

Close

- f) Based on the size of your video and the data rate of your connection, it can take some time to upload the file. Please be patient!
- g) After the upload, the file is converted to fit the platform and to optimize the quality. This process can take up to 5min. During this time you cannot double check your video. If you do so, an error message

will pop up. This is normal and you don't have to contact us. Just wait some minutes.



h) After the rendering, your video is ready in the Abstract Catalogue. Go to Menu > Program > Abstract Catalogue (talks & posters).

3) Complete your profile with email, and Social Media links

If someone likes to contact you to ask a question or to arrange a Video Chat to discuss your findings, please complete the Social Media links:

a) Login to your profile on <https://fm20.chemistrycongresses.ch/en/myprofile-ast>

b) Go to Menu > *Abstracts* > *My Abstracts*

c) Click on the My Contact Button on the top of the page:

My Contact

d) Complete the form and save it

My Contact

First Name

Last Name

Email

LinkedIn

Twitter

Website

e) Your abstract (in the Abstract Catalogue) will be completed with the Social Media Icons accordingly

